

Harvest the Sunshine

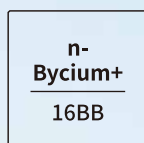
JA SOLAR

510W



JAM60S40 LR n-type Monofacial Modules

Premium Cells



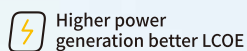
MBB Half-Cell Technology

26%



Cell Conversion Efficiency

Premium Modules



Higher power generation better LCOE



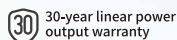
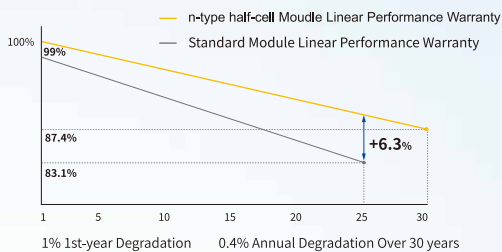
n-type with very Lower LID



Better Temperature Coefficient



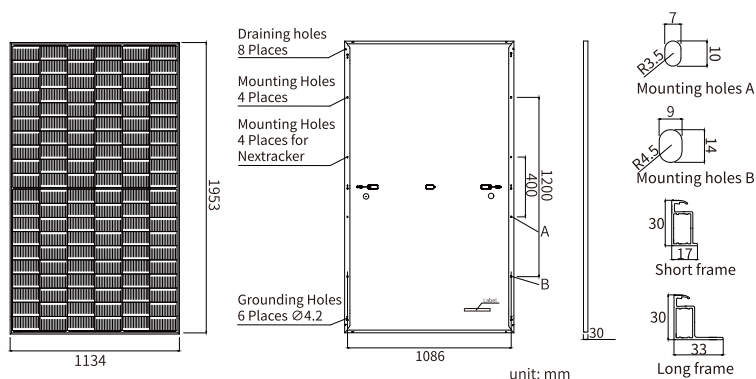
Better low irradiance response



Comprehensive Certificates

- IEC 61215, IEC 61730
- ISO 9001: 2015 Quality management systems
- ISO 14001: 2015 Environmental management systems
- ISO 45001: 2018 Occupational health and safety management systems
- IEC 62941: 2019 Terrestrial photovoltaic (PV) modules - Quality system for PV module manufacturing





MECHANICAL PARAMETERS

Cell	Mono
Weight	24.3kg
Dimensions	1953×1134mm×30mm
Cable Cross Section Size	4mm ² (IEC), 12 AWG(UL)
No. of cells	120(6×20)
Junction Box	IP68, 3diodes
Connector	QC Solar QC4.10-351/QC4.10-35 Stäubli PV-KST4-EVO2A/xy ,PV-KBT4-EVO2A/xy
Cable Length (including Connector)	Portrait: 300mm(+)/400mm(-) Landscape: 1200mm(+)/1200mm(-)
Front Glass/Back Glass	3.2mm
Packaging Configuration	36pcs/Pallet, 864pcs/40HQ Container
Country of Manufacturer	China/Vietnam

Remark: customized frame color and cable length available upon request

ELECTRICAL PARAMETERS AT STC

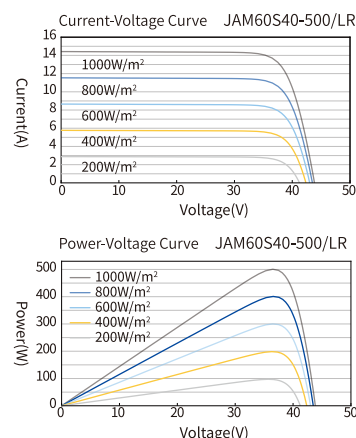
TYPE	JAM60S40 -485/LR	JAM60S40 -490/LR	JAM60S40 -495/LR	JAM60S40 -500/LR	JAM60S40 -505/LR	JAM60S40 -510/LR
Rated Maximum Power(Pmax) [W]	485	490	495	500	505	510
Open Circuit Voltage (Voc) [V]	43.25	43.45	43.65	43.85	44.05	44.25
Maximum Power Voltage(Vmp) [V]	36.28	36.49	36.70	36.91	37.11	37.31
Short Circuit Current(Isc) [A]	14.24	14.30	14.36	14.42	14.48	14.54
Maximum Power Current(Imp) [A]	13.37	13.43	13.49	13.55	13.61	13.67
Module Efficiency [%]	21.9	22.1	22.4	22.6	22.8	23.0
Power Tolerance	0~+3%					
Temperature Coefficient of Isc(α _{Isc})	+0.045%/°C					
Temperature Coefficient of Voc (β _{Voc})	-0.250%/°C					
Temperature Coefficient of Pmax(γ _{Pmp})	-0.290%/°C					
STC	Irradiance 1000W/m ² , cell temperature 25°C, AM1.5G					

Remark: Electrical data in this catalog do not refer to a single module and they are not part of the offer. They only serve for comparison among different module types. Measurement tolerance at STC: Pmax ±3%, Voc ±3% and Isc ±5%.

ELECTRICAL PARAMETERS AT NOCT

TYPE	JAM60S40 -485/LR	JAM60S40 -490/LR	JAM60S40 -495/LR	JAM60S40 -500/LR	JAM60S40 -505/LR	JAM60S40 -510/LR
Rated Max Power(Pmax) [W]	365.5	369.3	373.1	376.8	380.6	384.3
Open Circuit Voltage(Voc) [V]	40.70	40.90	41.10	41.30	41.50	41.60
Max Power Voltage(Vmp) [V]	33.70	33.90	34.10	34.20	34.40	34.60
Short Circuit Current(Isc) [A]	11.49	11.54	11.59	11.64	11.68	11.73
Max Power Current(Imp) [A]	10.85	10.90	10.95	11.00	11.05	11.11
NOCT	Irradiance 800W/m ² , ambient temperature 20°C, wind speed 1m/s, AM1.5G					

CHARACTERISTICS



OPERATING CONDITIONS

Maximum System Voltage	1500V DC
Operating Temperature	-40°C~+85°C
Maximum Series Fuse Rating	25A
Maximum Static Load, Front	3600Pa, 1.5
Maximum Static Load, Back	1600Pa, 1.5
NOCT	45±2°C
Safety Class	Class II
Fire Safety Class	Class C